


Washworld High Velocity Touch Free Vehicle Wash System

The Time Tested In-Bay Automatic



The Washworld High Velocity® Touch Free In-Bay Automatic Wash is truly the best of all worlds. Cutting-edge technology and proven performance are at a price you simply cannot beat. With dozens of standard features, premium components, factory testing and 24/7 technical support, Washworld leads the way!



1755 E. Matthew Drive | DePere, WI 54115
920.338.9278 | 888.315.7253
www.washworldinc.com

Washworld High Velocity Touch Free Vehicle Wash System




STANDARD FEATURES

- Virtual Attendant® - Like Having an Attendant at your Wash 24/7
- Washview® Controller w/Exclusive Washview Remote™ Software Includes Alert Paging
- All Stainless Steel Wall Mounts, Rails, Carriage & Trolley Assemblies
- Direct Drive Utilizing Variable Frequency Technology
- Pumping Station w/ Either CAT or General Pump
- ETL/ETLc approved and CE compliant
- Eco-Friendly Resource Conservation System
- Adjustable Pressure Under Body and Rocker Blasters
- Direct Feed Solutions System with Three Step Presoak
- Triple Pass Technology for Optimal Front and Rear Cleaning
- Washes Smart Cars Up to Quad-Cab Dualies - No Special Programming Required
- Comprehensive Integrated Security System-Can Monitor Auto Cashiers, Doors, Fluid Levels, etc.
- Wash Activation Buy-Up Compatible

OPTIONS

- Flex-Pass System - Increases Thru-put
- VS²® (Vehicle Sizing System) - Treadle Free Design
- Premium or Ultimate Door Control Systems
- Free Standing Frame
- Cold Climate Package
- Tri-Color Foam System
- Tri-Color Foam with Cold Climate
- Programmable Intake Source - Reclaim/RO Reject/Hot Water
- Unique or Custom Graphics
- Washview Remote™ High Speed and Washview Mobile™

© 2011 Washworld, Inc.



SPECIFICATIONS

Equipment Envelope Requirements (Does not include dryer, obstructions, etc.)

	Wall Mount	Floor Mount
Height	10' 4" minimum (custom), 11' 4" standard	11' 4" standard
Width	13' 4" minimum to 18' 0" maximum	14' 0" minimum (no maximum)
Length	24' 10" minimum with optional 24' Rails	26' 10" minimum with standard 26' rails

Note: The On-Board Dryer requires a length of 29' 6" minimum with optional 28' 8" rails

HIGH VELOCITY UTILITY REQUIREMENTS

Utility Requirements does not include dryer, RO, etc.

Air	11 CFM @ 100 PSI minimum (with optional Triple Foam)		
Water	25 GPM @ 35 PSI minimum at pump station		
Electrical	All voltages 3 phase, 4 wire (neutral and ground)		
	<u>Voltage</u>	<u>UCC Cabinet</u>	<u>High Velocity Pump Station</u>
	208	23 Amps	73 Amps
	230	20 Amps	62 Amps
	460	N/A	31 Amps
			<u>Optional Cold Climate Package</u>
			14 Amps
			12 Amps
			N/A

Note: Specifications Subject to Change Without Notice. The decibel level of the dryer (measured at 1.6 meters from the floor and 1 meter from the surface) is 94dB. The decibel level of the pump station (measured at 1.6 meters from the floor and 1 meter from the surface) is 94dB. Decibel levels are impacted by surrounding materials and conditions and will vary.

